

## OAI-606 Raised Pilothouse Yacht



### SPECIFICATIONS

Length Overall:	_____ 60' 5.98"	18.44 m
Beam:	_____ 16' 6.82"	5.05 m
Length of Waterline:	_____ 54' 8.29"	16.67 m
Draught (approx.):	_____ 4' 11.84"	1.52 m
Fuel Capacity:	_____ 800 US Gal.	3030 litres
Water Capacity:	_____ 400 US Gal.	1510 litres

Built to ABYC and ABS as standard  
 CE certification available for extra charge

## STANDARD EQUIPMENT

### MECHANICAL

- \* Twin Cummins 450hp diesel engines complete with engine instrumentation gauges at each helm station including key start (lower only) and engine overheat & low oil pressure alarms.
- \* ZF 220A gearboxes.
- \* GRP drip pan under main engine.
- \* Hydralift wet box muffler with built-in drain cock.
- \* Bennett Trim tabs under swim step with 2 station control.
- \* Racor fuel filter unit for main engine.
- \* Groco sea water strainers.
- \* #316 Stainless steel propeller shaft 2¾" OD.
- \* PSS 2¾" shaft seal.
- \* Seastar hydraulic steering system.
- \* Four bladed bronze propeller.
- \* Rudder, stainless steel with bearings.
- \* Morse engine throttle & gear box controls (individual).
- \* Engine room blowers & natural air intake vents.
- \* Superior engine room sound proofing material with perforated aluminium fascia and hatch seal.
- \* Four Rule 12V/200gph automatic electric bilge pumps.
- \* Jabsco manual bilge pump in engine room.
- \* Oil change pump.
- \* Jabsco Vane supply pump.
- \* Jabsco bilge strainer.
- \* High level bilge water alarm system with panel at flybridge and pilothouse.
- \* Fuel management system including by-pass and dedicated fuel shut-off valves.
- \* Two fuel tanks welded aluminium with two hand-hole clean out ports, sight gauges, sump and breathers (2).
- \* Water tank steel, with sight gauge, breather and hand-hole clean out ports and shut-off valve.
- \* Tank gauges for fuel and water tanks.
- \* Sea cocks on all through hull fittings at or below water line.
- \* Rigid fresh water pipes and colour cord copper fuel lines.
- \* Raritan 20 gallon 120/240V AC dual heating hot water heater tank system.
- \* 12 VDC automatic shower pump.
- \* Jabsco 12 VDC FRP holding tank with macerator pump.
- \* Sealand holding tank monitor with kit.
- \* Deck fresh water wash-down outlet on fore deck & aft deck.
- \* Salt water wash-down pump with outlet on main foredeck.
- \* Single level mixing taps for sinks at galley, head and shower.
- \* Transom shower, hot and cold.
- \* Rule 35 floating switch.
- \* Jabsco 12VDC electric pressurized fresh water pump ± 3.8 GPH flow rate with accumulator tank.
- \* All through hulls at or below waterline are double stainless steel hose clamped.

### HARDWARE

- \* Stainless steel anchor roller assembly.
- \* Muir HRC-1200 12 VDC electric windlass, up/down switches at each helm and fore deck.
- \* 75 lb CQR type plough anchor with 400 ft of 3/8" S1 chain.
- \* Bow and stern staffs.
- \* Deck rails 1¼" stainless steel.
- \* Stainless steel rub rails.

**Ocean Asia Inc**

Email: [info@ocean-asia.com](mailto:info@ocean-asia.com)

Website: <http://ocean-asia.com>

- \* Cleats – 2 bow, 2 midship, 2 aft in stainless steel (6) with stainless steel chocks or fair-leads.
- \* Deck hatch over forward cabin.
- \* Windows are aluminium framed with insect screens. Selected windows slide, forward saloon opens.
- \* Stainless steel port lights in hull with screens.
- \* Horn 12V DC.
- \* Ladder from aft-deck to boat deck.
- \* Hatch to boat deck.
- \* Swim platform integral to hull.
- \* Removable stainless steel U rail swim ladder.
- \* Garelick adjustable flybridge helm seat.
- \* Transom gate with step and side gates.
- \* Three Roca windscreen wipers and washers.
- \* Aquasignal International navigation lights.
- \* 12V DC step lights.
- \* 12 V LED Rope Lights.
- \* 12 V overhead halogen lights.
- \* 12 V automatic wardrobe lights.
- \* 12 V chart light.
- \* Interior hand rails in stainless steel.
- \* Halogen ceiling lights in accommodation.
- \* Halogen reading lights in cabins.
- \* Main deck 12 VDC overhead lighting starboard and aft.
- \* Interior hand rails in brushed stainless steel.
- \* 220 VAC fluorescent & 12 VDC engine room lighting.
- \* Cabin door locks in stainless steel.
- \* Transom hot and cold water shower.

## **ELECTRICAL SYSTEM & COMPONENTS**

- \* Onan diesel generator 17.5KW 240 VAC 50Hz, complete with sound shield, muffler & fresh water cooling & separate 150 AMP hour starting battery in FG battery box.
- \* Four heavy duty 200 AMP hour engine starting & lighting batteries in fibreglass battery boxes.
- \* Batteries in parallel for starting.
- \* 150 amp/hr generator batteries.
- \* Customized Paneltronics (or equivalent) electrical panel utilizes USCG approved circuit breakers fitted with polarity indicator light, ship/shore switch, back lighting, integrated AC and DC volt/amp meters and concealed behind a lockable door.
- \* All wiring colour coded & numbered.
- \* Newmar 12 V 60 amp/hr charger.
- \* All cables run in conduit with sufficient spare space to allow for additional services.
- \* Engine hour, volt and water temperature meter at helm station.
- \* Stereo speakers in each cabin.
- \* Electrical outlets to galley and each cabin.
- \* Ship to shore 15 AMP dock side inlet fitting mounted aft starboard side at deckhouse, includes integrated galvanic isolator.
- \* Jabsco #35440-0010 12 V electric exhaust in engine room.
- \* Interface Freedom FDM 30-24 3000W Inverter.
- \* Kalenburg dual trumpet air horn with compressor.
- \* Jabsco 12 VDC electric blower.
- \* Compass.

**FLYBRIDGE**

- \* Helm station forward.
- \* Long settee with fixed table to each side.
- \* Vinyl cushion with closed cell foam & mesh backs on seating.
- \* All seating with ample storage under.
- \* Storage in flybridge brow and mast base
- \* Propane locker in flybridge brow or mast base
- \* Non-skid painted deck.
- \* 26" stainless steel "Destroyer" type steering wheel.
- \* AC GFI outlet with cover and a D.C outlet for accessories located adjacent to helm station.
- \* Anchor chute/roller.
- \* Port lights: stainless steel, tempered glass, with screen.
- \* Wind tight aluminium entrance doors.

**SALOON**

- \* Hi-lo table which converts to a berth or yacht table.
- \* Bar with bottle and glass storage cabinet with refrigerator under.
- \* Plywood painted to accept carpeting.
- \* Daily hatch access to engine room with ladder and gas stay.
- \* FRP sliding door to aft.
- \* Overhead halogen lights 12 volt DC.
- \* Headliner of white acoustic vinyl.
- \* All furniture & bulkheads are golden Burmese teak in satin finish.
- \* "U" shaped sofa seat with storage under.
- \* Two single sofa seat.

**GALLEY**

- \* Teak galley unit with Corian counter top and splash back.
- \* Seaward Princess 3 burner gas stove with oven and Xintex SA-2 gas alarm monitor panel set.
- \* Trash cabinet.
- \* Stainless steel sink with cover & single lever swivel type faucet.
- \* Novacool 9000 12 VDC/110 or 220 VAC refrigerator/freezer unit.
- \* Cabinet with shelves under counter, plus overhead dish and cup locker.
- \* 12V DC 3" electric exhaust fan.
- \* Overhead halogen lights 12 volt DC.
- \* Teak and holly sole.
- \* Headliner of white acoustic vinyl.

**PILOTHOUSE**

- \* 26" "Destroyer" type steering wheel.
- \* Helm station centred with steering, controls and instrumentation.
- \* Overhead electronics console.
- \* "L" shaped dinette behind helm station converts to berth.
- \* Teak and holly sole.
- \* Garelick Hi/Lo table base.
- \* Garelick contour pilot seat.

**MASTER STATEROOM**

- \* Standard bed with drawers fitted under.
- \* Wardrobe auto light and door lock.
- \* Teak bulkheads & furniture.
- \* Mirror.
- \* Headliner of white acoustic vinyl.
- \* Reading lamps, 12 VDC.
- \* Overhead halogen lights 12 volt DC.
- \* Sofa seat with storage under.

**FORWARD CABIN**

- \* Island bed with drawers under.
- \* Wardrobe auto light and door lock.
- \* Teak bulkheads & furniture.
- \* Plywood painted and ready for carpeting.
- \* Headliner of white acoustic vinyl.
- \* Reading lamps, 12 VDC.
- \* Overhead halogen lights 12 volt DC.

**GUEST CABIN**

- \* 2 bunks upper and lower with drawers under.
- \* Wardrobe auto light and door lock.
- \* Teak bulkheads & furniture.
- \* Plywood painted and ready for carpeting.
- \* Headliner of white acoustic vinyl.
- \* Reading lamps, 12 VDC.
- \* Overhead halogen lights 12 volt DC.

**HEAD / SHOWER**

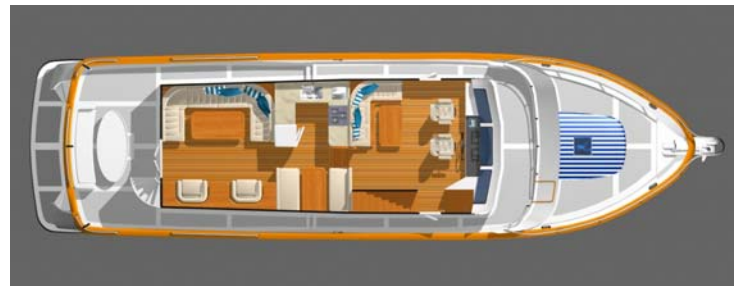
- \* Shower stall with glass hinging door.
- \* Shower sole white FRP non-slip floor with automatic sillage system.
- \* FRP Bulkheads.
- \* Vanity unit with stainless steel or ceramic wash basin and moulded counter top with splash back.
- \* Single lever shower. Sink hot and cold fresh water faucets.
- \* 220 VAC waterproof sockets.
- \* Teak and holly sole.
- \* Mirror.
- \* Jabsco designer heads with household sized bowls.
- \* Jabsco 12V DC 3" exhaust fan.
- \* Jabsco electric macerator head.
- \* White formica headlining.
- \* Overhead halogen lights 12 volt DC.
- \* 40 gal fiberglass holding tank with Y-valve, Jabsco macerator pump, deck discharge outlet, inspection port to tank in engine room and remote "Full" display pane in head.

## MISCELLANEOUS


- \* Teak cap rails & trim. Minimum 5 coats of gloss marine varnish.
- \* Teak yacht name plate and hailing port board.
- \* Hull bottom anti-fouling paint.
- \* Owners' manual
- \* All drawers drop down to lock type.
- \* FRP Caprails.

## OPTIONAL EQUIPMENT

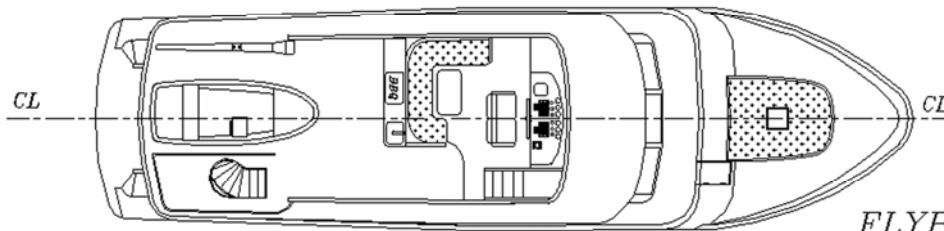
- \* Second Onan generator: 7KW 220 VAC 50Hz - 16KW 110 VAC 60 Hz.
- \* Crusair air conditioning system: 24000 BTU, 16000 BTU, 16000 BTU.
- \* Naiad 252 Stabilizer system: 6 ft<sup>2</sup> fins and dual station controls.
- \* Max Power SP-225 electric bow thrusters with controls at each station.
- \* Max Power SP-225 electric stern thrusters with controls at each station.
- \* Nutone vacuum system..
- \* U-line SS-98 ice maker.
- \* 1500 lbs davit system.
- \* 80lbs stainless steel anchor plus chain.
- \* 80 litre freezer with chilled water.
- \* Convection microwave oven.
- \* LG combo washer/dryer.
- \* 30" LCD TV for saloon.
- \* 17" LCD TV for master cabin.
- \* DVD player.
- \* Amplifier.
- \* CD/Radio Player.
- \* Jabsco 2 station search light with remote.
- \* FRP hard top for flybridge.
- \* BBQ with sink and ice box with fridge under.
- \* Upgrade to full size LG refrigerator/freezer.
- \* High gloss yacht table.
- \* Camera in engine room.
- \* Dishwasher.
- \* Intercom, 8 stations.
- \* Cherry plate decorations.
- \* Teak decking for main deck, cockpit and side decks and swim platform.
- \* Sea/land sanitary disposal hose with Y valves.
- \* Salt water wash-down pump with outlet on foredeck.
- \* 15KVA isolator transformer.
- \* Shipping cradle and lifting fits.



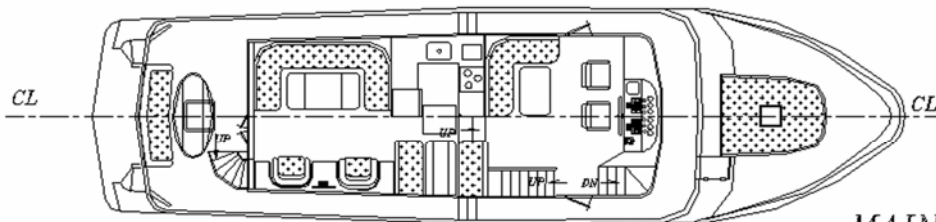
# Layouts for the OAI-606 RPH Yacht



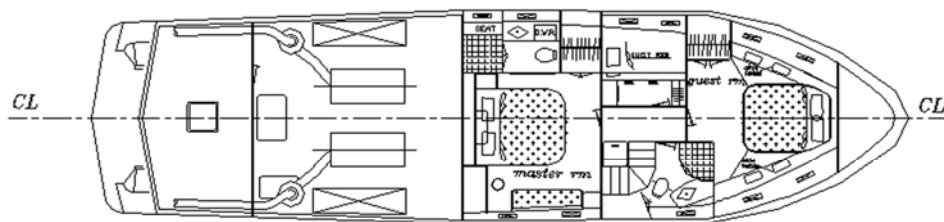
*PROFILE*



*FLYBRIDGE*



*MAIN DECK*



*BOTTOM*